



Southern Cross
SCHOOL OF DISTANCE EDUCATION

School Newsletter



Issue 14

13 November 2024

Term 4 Week 5

This week, we started roll call with great success! A big thank you to all the full-time students who joined us. We hope everyone continues to attend daily. Each Roll Call class has a Learning Coach (teacher) who helps students prepare for the day. It's a great chance for small groups to connect and share ideas.

Roll call only takes 10 minutes, starting at 9am, and can be easily accessed through CANVAS. After that, students can join their live lessons at 9:10am with their dedicated teacher, ready to deliver quality learning linked to the coursework.

We also have an exciting event coming up! The annual presentation day assembly will be on Tuesday, 10 December, at our school. Award recipients will receive an invitation and should RSVP using the link sent to supervisors. This is a wonderful opportunity to celebrate student achievements from 2024.

Congratulations Year 12 Class of 2024

Year 12 exams have officially wrapped up for our school, and we hope everyone gave it their absolute best. Now, all that's left is the waiting game as you anticipate your results from NESAs.

Coming Up

- National Recycling Week 11 - 17 Nov



- Presentation Day 10 December



- HSC Results 18 December

RESULTS




Primary News

Here is a snapshot of some of the learning in Primary over the last two weeks – reading, drama, physical education research and art!

Why did the chicken join the band?
Because it had the drum sticks.

Because it had the drum sticks.



ART



For fun and fitness on Tuesday, I cycled around Uluru.



Primary News cont.



Mercalli Scale


The Mercalli Scale that was invented in 1904 is the one we know today. Mercalli Scales measure the effect of an earthquake at a certain location. Earthquakes can go from "Not felt" to "Catastrophic", which is the worst it can get.

Timeline:

1883 - six categories - Italian Volcanologist - Giuseppe Mercalli

1902 - Giuseppe Mercalli - second scale

1904 - Adolfo Cancani - proposed adding two more degrees for very strong earthquakes, then creating a 12-degree scale.



BALLINA

headspace is expanding!



Hello,

We are pleased to announce that headspace services are expanding!

headspace Ballina will be opening its doors in early December, enhancing the support available to young people in Ballina and the surrounding areas.

Holistic support for young people

For the past two years, headspace Lismore has extended its outreach services to Ballina. Now, Ballina is set to benefit from its own dedicated service centre. Our expanded services are designed to provide more comprehensive, holistic support tailored to the needs of young people. They can:

- drop in for a yarn with our Social and Emotional Wellbeing Worker,
- access counselling and therapeutic supports,
- connect with a Work and Study specialist,
- walk in or call the centre to chat with one of our counsellors, social workers or other mental health professionals.

We are here to ensure they receive the right support at the right time.

We're keen to work with you

As we refurbish our location at 32 Swift Street, we are eager to connect with you and your organisation. We would love to learn more about your work and share information about our referral pathways and services.

Your voice matters

Additionally, we are seeking passionate leaders to join our consortium advisory committee, which will serve the Lismore and Ballina regions.

Connect with us

If you are interested in collaborating with us or would like to join the committee, please reach out to Sim Balzer, Senior Manager headspace at simone.balzer@socialfutures.org.au or call [02 66 250200](tel:0266250200).

We look forward to building stronger connections and working closely with you to support the young people in our community.



headspace is funded by Healthy North Coast.

NATIONAL RECYCLING WEEK 11-17 NOV

ELECTRONIC WASTE

Electrical appliances are often split into three categories:

- small appliances
- large appliances, and
- electronics.



There will be different recycling services available depending on the item.



TOP TIP!

Electrical appliances should **not** be put in your recycling bin at home.

In most electrical products, up to **95% of materials can be recovered** for reuse and recycling.

When they are recycled, many of the materials can be recovered and used in new products.

Even small electronics use materials like glass, copper, plastics, metals, and precious metals.



DID YOU KNOW?

There are currently **22 million unused mobile phones** stored in homes across Australia but only **14 million of these are unusable?**

FIND OUT MORE

Learn more about electronic waste and how you can recycle them at [Recycling Near You](#)



A CIRCULAR ECONOMY

Currently, humans use resources in a linear way. This means we make products, use them, and then throw them away where they go to waste.

In a **circular economy**, we want to use things for as long as possible, repair them, or turn existing resources into something new.



DEFINITIONS

REPAIR

Mending broken items to be used again by yourself or someone else. For example, patching holes in a pair of ripped trousers.

RECYCLE

Materials are collected, broken down and reprocessed into new items. For example, aluminium cans can be recycled infinitely, and into many other aluminium items.

REDESIGN

Completely reimagine how something could be made to be more sustainable.

REPURPOSE

To use something in a completely new way than it was originally meant to be. For example, you could use an old ladder to make a set of shelves.

JOIN THE CYCLE



JOIN THE CYCLE



PAPER AND CARDBOARD

Paper and cardboard are made of the same thing - wood pulp!

Cardboard is just thicker than paper, and may contain several sheets.

HOW'S IT MADE?

- Disintegrating plant material in water, or
- Shredding existing paper and cardboard
- Mixing it in water (this mixture is called 'pulp')
- Pressing the pulp together into a nice, even surface
- You use it to write, draw or paint on!




SOME HISTORY

Paper was **first invented in China** around 220 AD. They later invented cardboard in the 1400s.

Before paper, **papyrus** was used in ancient Egypt and the Mediterranean.

Papyrus was made by laying strips of part of the papyrus plant on top of each other and pounding together with a mallet.

Corrugated cardboard, like we use today, was patented in 1856 and used to stiffen tall hats!



PAPER AND CARDBOARD

Almost all Australians can recycle paper and cardboard in their recycling bins at home.

Manufacturing **recycled paper** can use up to **90% less water** and **50% less energy** than making it from trees

Most cardboard is produced from recycled paper and can be recycled many times over.



Most councils will accept paper and cardboard in **yellow or blue bins**. Check with them to recycle right!

- Paper can be **recycled up to eight times**.
- Paper and cardboard can be recycled into other products such as **packaging, toilet paper and egg cartons**.
- Every year around **3.5 million tonnes** of paper and cardboard is used in Australia.

Using recycled paper saves trees.

Every 100 reams of recycled office paper that is printed double sided will save:

- Two trees
- Over one tonne of greenhouse gas
- Almost one cubic metre in landfill



FIND OUT MORE

Learn more about paper and cardboard and how you can recycle them at [Recycling Near You](#)



JOIN THE CYCLE



JOIN THE CYCLE



TAS NEWS

The Technology and Applied Studies (TAS) Department is all about hands-on learning, creativity, and practical skills. Our students get to explore a wide range of subjects, from Food Technology and Textiles to Industrial Technology and Design. Whether it's cooking up delicious recipes, crafting innovative projects, or learning new design software, there's always something exciting happening in TAS!



Textiles & Design Year 12 Major Projects



Laser cutting & CNC
Milling Machine



Food Technology




TAS CONT.




Recycled Bag

This term, our students have been busy creating unique projects that showcase their skills and creativity. From designing sustainable fashion pieces to building model structures, they've impressed us with their talent and dedication. We're excited to see what they'll come up with next!



**Design & Technology
Desk Tidy using a 3D Printer**

**Software Engineering -
Mechatronics House**



**Undertaking automotive
maintenance**



Using a band-saw



**Eco dyeing with various
leaves and flowers**

Year 12

Southern Cross SCHOOL OF DISTANCE EDUCATION

RSVP

2024 PRESENTATION ASSEMBLY INVITATION

Tuesday 10th December

We warmly invite you to attend the Presentation Day Assembly, where we will celebrate the work of students and the presentation of awards.

A BBQ lunch will provided following the assembly

10:00AM - TEA AND COFFEE
YEAR 12 CAKE CUTTING

11:00AM - PRESENTATION ASSEMBLY

Location
2-40 Chickiba Drive
East Ballina NSW 2478



- Awards
- Photo Montage
- Student Work Showcase

02 6681 0300

southerncrossschoolofdistanceeducation@det.nsw.edu.au

Years 7 - 11

Southern Cross SCHOOL OF DISTANCE EDUCATION

2024 PRESENTATION ASSEMBLY INVITATION

Tuesday 10th December

We warmly invite you to attend the Presentation Day Assembly, where we will celebrate the work of students and the presentation of awards.

A BBQ lunch will provided following the assembly

11:00AM - PRESENTATION ASSEMBLY

Location
2-40 Chickiba Drive
East Ballina NSW 2478



- Awards
- Photo Montage
- Student Work Showcase

02 6681 0300

southerncrossschoolofdistanceeducation@det.nsw.edu.au



Roll Call!

ROLL CALL

1° STEP

Log in to the DoE portal at:
<https://portal.education.nsw.gov.au/>



2° STEP

Click Canvas LMS tile.



3° STEP

Select Student login



4° STEP

Accept the invitation to Roll call



5° STEP

Go to the dashboard and then
open the Roll Call link



6° STEP

Click on the Roll Call Class link at
the bottom.



7° STEP

Click Continue on this browser



8° STEP

Click join now



Trouble Shooting

Problems with audio

If the audio is not working, it may be one of the following issues:

1. Check that you are unmuted. Check the menu at the top of the screen. The images below show the unmuted (left) and muted (right) icons.



2. Check that the correct audio speaker and/or microphone is selected in meeting options. At the top of the Teams meeting, go to the 'More' icon:-



Select 'Audio settings'

Under 'Audio settings' make sure that the correct audio device, speaker and microphone are selected from the drop-down menus.



3. The privacy settings of your device are blocking the microphone. Windows: Open 'Settings' on your device. Under 'Privacy', select 'Camera'. Make sure that the 'Camera access' for this device is turned on. Close all apps and restart your device.

Mac: Open 'System Preferences'. Select 'Security and Privacy'. Under 'Privacy' select 'Camera' and make sure that Microsoft Teams is selected. Close all apps and restart your device.

4. Teams is not recognising the microphone. Close all other apps on the device. If you're using an external microphone, unplug it and plug it back in. Restart your device.



Dear Students and Supervisors

7 November 2024

As you would be aware the Southern Cross School of Distance Education will be implementing a 10-minute Roll Call for all current full-time students.

This will commence for all full-time secondary (7-12) students from next Monday 11 November 2024 (week 5) and run daily from 9am.

You will be contacted by your roll call teacher in the coming days. This teacher will be a Learning Coach. Your learning coach will provide you with a positive start to your school day and assist and guide you with any questions that you might have about the day ahead.

There will be approximately 6 to 8 students in each Roll Call class giving students the opportunity to meet and interact with each other. In most cases the Roll Call class will include students in the same year or stage group. Learning Coaches will be monitoring daily attendance and will also check in with students to discuss their learning activities for the day ahead, help with Canvas or provide support around learning activities and assessment tasks.

To assist with preparation, our tech team have put together an easy-to-follow step by step guide that will assist you with successfully getting into morning roll call. There are also helpful fact sheets on the next page of this letter that will assist you in overcoming problems with audio or camera.

We look forward to seeing you online with your Learning Coach each morning at 9am.

Yours sincerely,

Kris Pizarro

Kris Pizarro
Relieving Principal
Southern Cross School of Distance Education

Calendar 2024

January

M	T	W	T	F	Sa	Su
1	2	3	4	5	6	7
8	9	10	11	12	13	14
15	16	17	18	19	20	21
22	23	24	25	26	27	28
29	30	31				

February

M	T	W	T	F	Sa	Su
			1	2	3	4
5	6	7	8	9	10	11
12	13	14	15	16	17	18
19	20	21	22	23	24	25
26	27	28	29			

March

M	T	W	T	F	Sa	Su
				1	2	3
4	5	6	7	8	9	10
11	12	13	14	15	16	17
18	19	20	21	22	23	24
25	26	27	28	29	30	31

April

M	T	W	T	F	Sa	Su
1	2	3	4	5	6	7
8	9	10	11	12	13	14
15	16	17	18	19	20	21
22	23	24	25	26	27	28
29	30					

May

M	T	W	T	F	Sa	Su
	1	2	3	4	5	
6	7	8	9	10	11	12
13	14	15	16	17	18	19
20	21	22	23	24	25	26
27	28	29	30	31		

June

M	T	W	T	F	Sa	Su
					1	2
3	4	5	6	7	8	9
10	11	12	13	14	15	16
17	18	19	20	21	22	23
24	25	26	27	28	29	30

July

M	T	W	T	F	Sa	Su
1	2	3	4	5	6	7
8	9	10	11	12	13	14
15	16	17	18	19	20	21
22	23	24	25	26	27	28
29	30	31				

August

M	T	W	T	F	Sa	Su
			1	2	3	4
5	6	7	8	9	10	11
12	13	14	15	16	17	18
19	20	21	22	23	24	25
26	27	28	29	30	31	

September

M	T	W	T	F	Sa	Su
						1
2	3	4	5	6	7	8
9	10	11	12	13	14	15
16	17	18	19	20	21	22
23	24	25	26	27	28	29
30						

October

M	T	W	T	F	Sa	Su
			1	2	3	4
5	6	7	8	9	10	11
12	13	14	15	16	17	18
19	20	21	22	23	24	25
26	27	28	29	30	31	

November

M	T	W	T	F	Sa	Su
				1	2	3
4	5	6	7	8	9	10
11	12	13	14	15	16	17
18	19	20	21	22	23	24
25	26	27	28	29	30	

December

M	T	W	T	F	Sa	Su
						1
2	3	4	5	6	7	8
9	10	11	12	13	14	15
16	17	18	19	20	21	22
23	24	25	26	27	28	29
30	31					

Key dates

* Check with your school as starting and finishing dates may change.

Term start and end dates*

Term 1 (Eastern): 30 January to 12 April

Term 1 (Western): 6 February to 12 April

Term 2: 29 April to 5 July

Term 3: 22 July to 27 September

Term 4: 14 October to 20 December

School development days, students do not attend

Term 1 (Eastern): 30 January and 31 January

Term 1 (Western): 6 February and 7 February

Term 2: 29 April

Term 3: 22 July

Term 4: 19 December and 20 December

School vacation dates

Summer (Eastern): 20 December 2023 to 29 January 2024

Summer (Western): 20 December 2023 to 5 February 2024

Autumn: 15 April to 26 April

Winter: 8 July to 19 July

Spring: 30 September to 11 October

Summer (Eastern): 23 December 2024 to 30 January 2025

Summer (Western): 23 December 2024 to 6 February 2025

Public holidays



Scan me for key dates

Help your child get the most out of their school year and to explore our resources, education.nsw.gov.au/parents-and-carers



Scan me for key dates

education.nsw.gov.au/calendars

School zone speed limits apply on all school days, including school development days.

